

A short, solid orange horizontal line.

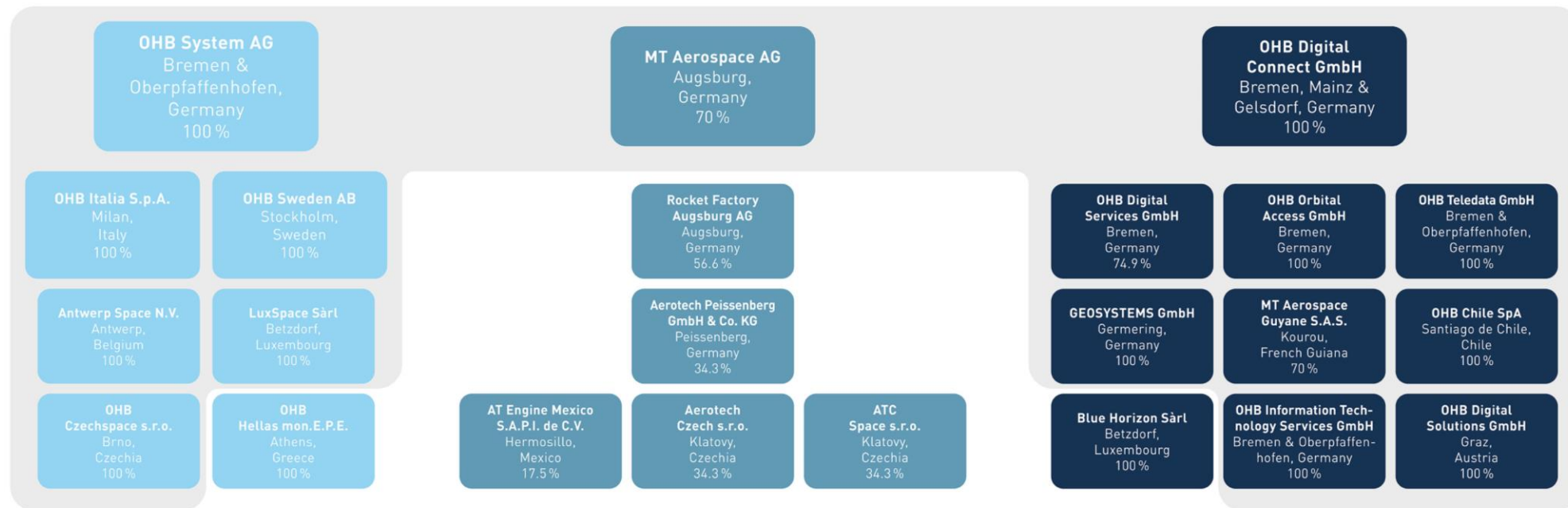
ANALYST CONFERENCE | Q1/THREE-MONTH RESULTS 2023

MAY 10, 2023

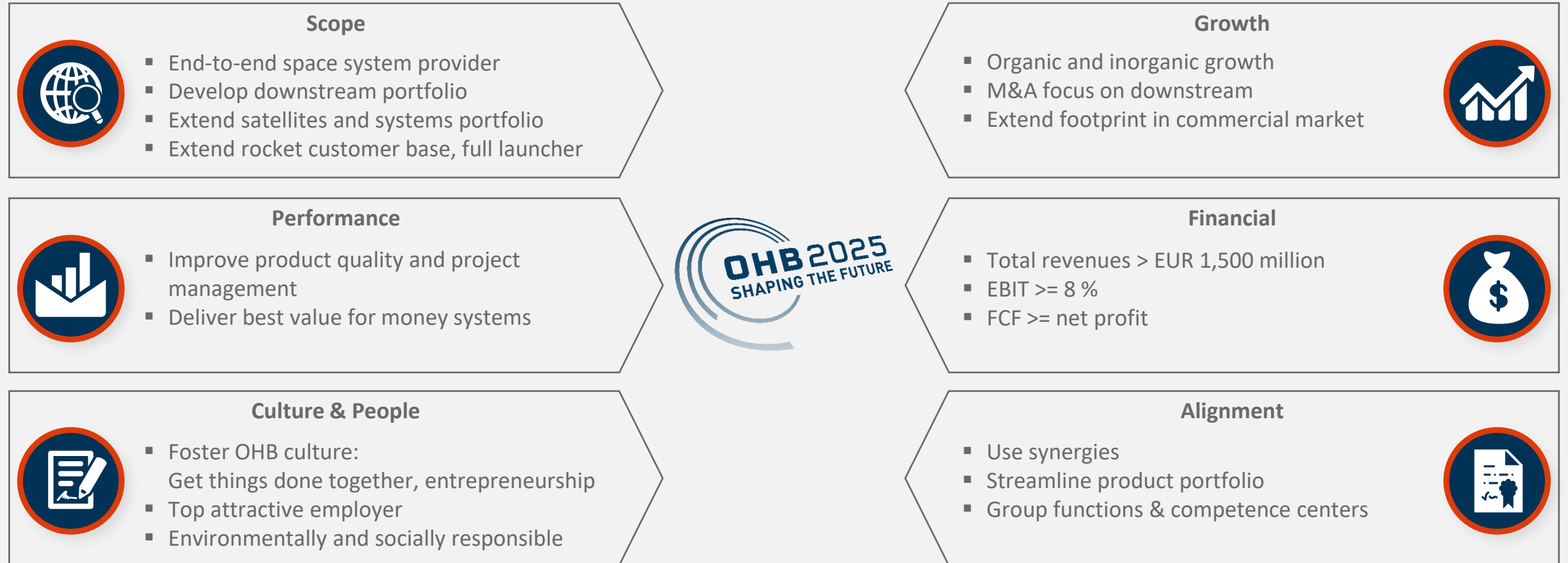
MARCO FUCHS, CEO
KURT MELCHING, CFO
DR. LUTZ BERTLING, CSDO/CDO

BUSINESS SEGMENT OVERVIEW

SINCE Q1 2023: AT EQUITY CONSOLIDATION OF ROCKET FACTORY AUGSBURG



■ = consolidated




SEGMENT HIGHLIGHTS

SPACE SYSTEMS



OHB Italia proves its versatility with contracts for two different types of missions

- Prime contractor for science mission Comet Interceptor
 - Studying a yet to be determined object after its first entry into our solar system, thereby providing the basis for conclusions about the early days of our solar system.
 - Launch: 2028
 - Contract volume: EUR 117 million
- Successful bid for Earth observation constellation IRIDE
 - Providing data on climate change and critical infrastructure for institutional and commercial customers
 - 12 satellites order with an option to procure 12 additional ones



MAJOR DECISIONS ON THE NEXT GENERATION OF TELECOMMUNICATION EXPECTED FOR 2023/2024

- SATCOMBw3
 - Secure communication for the German Federal Armed Forces
 - OHB will bid as a core team partner in a consortium
- IRIS²:
 - Secure communication capacities for governments and businesses & high-speed broadband access to cope with connectivity dead zones
 - OHB confirmed as a core team member in a consortium of European space industry leaders
 - Program volume: ~ **EUR 6 billion**



SEGMENT HIGHLIGHTS

AEROSPACE




Rocket Factory Augsburg working towards next milestones

- Fenix engine (orbital transfer vehicle)
 - First of its kind using non-toxic nitromethane propellant
 - Development shows very good progress
- Continuous core stage testing in Sweden

Site for initial launch of RFA ONE selected

- First launch to take place from SaxaVord spaceport on the Shetland Islands (Scotland)
- Launch pad operational since the end of last year
 - To be used for further core stage testing starting in summer




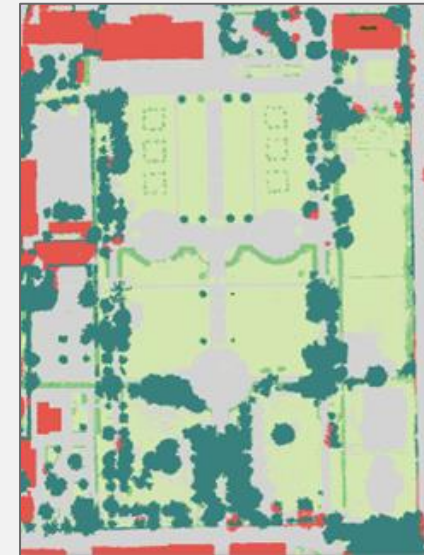
SEGMENT HIGHLIGHTS

DIGITAL



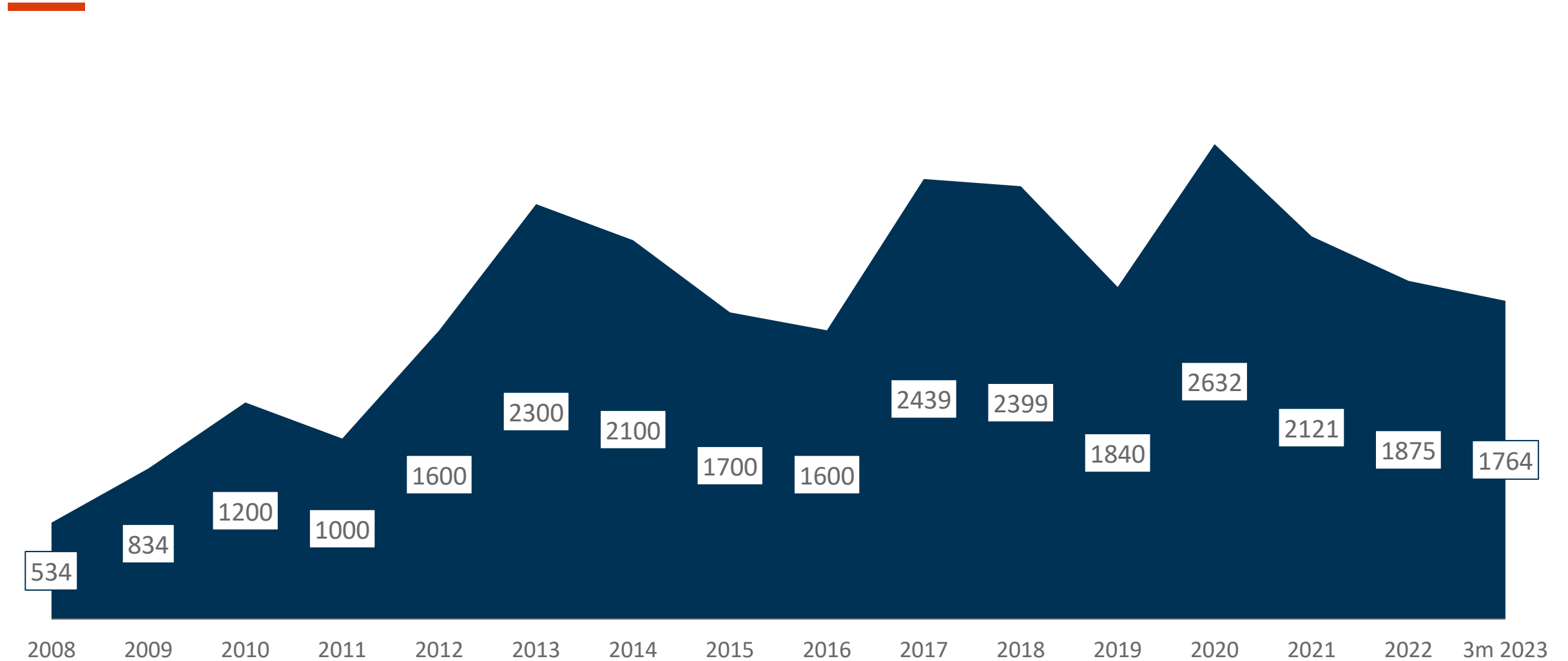
Growing our exposure to the downstream market

- ESA selected OH B Digital Connect to lead the development for a technology demonstrator (IIMEO)
 - Objective:
Monitoring critical infrastructure from space in near real time and regardless of weather conditions
 - Deliverables:
 - Concept for small satellite system for monitoring from low Earth orbit
 - Algorithms for efficient on-board data processing
- Several ongoing projects related to the topic of “green cities”
 - GEOSYSTEMS successfully working in multiple vegetation analysis projects for institutional customers
 - Major milestones delivered for CityCLIM, a project developing a cloud-based climate database, enabling weather simulation models for cities with unprecedented resolution
 - Consortium coordinated by OH B, multiple Group companies involved



DEVELOPMENT OF ORDER BACKLOG

IN EUR MILLION



THE GROUP IN BRIEF

FINANCIAL FIGURES IN EUR 000



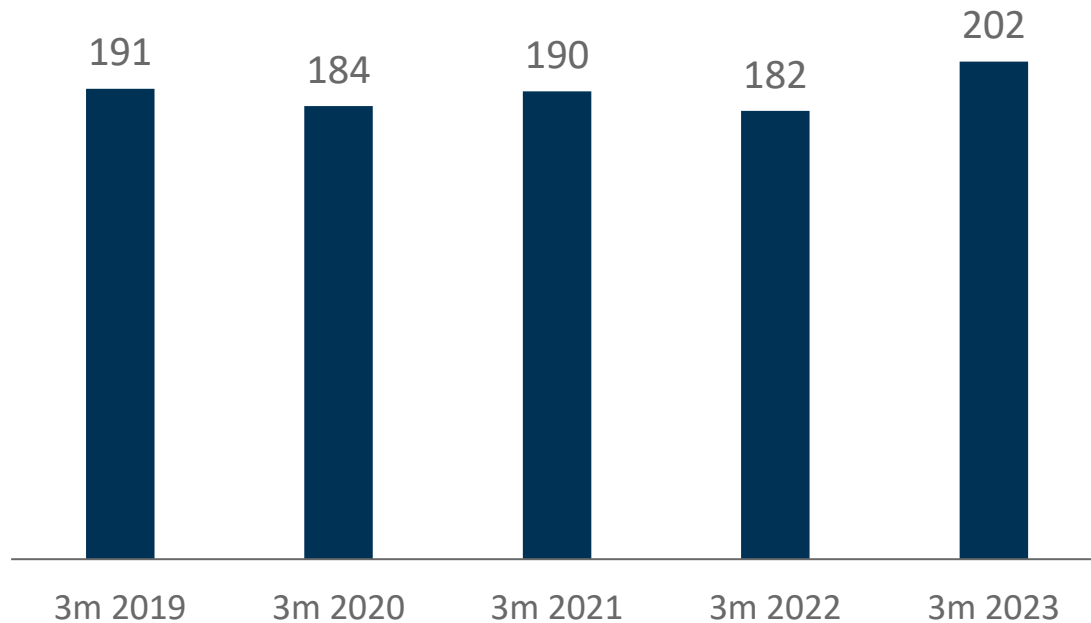
	3m 2023	3m 2022	Change in %
Order backlog (March 31)	1,763,995	1,955,736	-10
Total revenues	202,350	181,516	+11
EBITDA	21,542	19,942	+8
EBIT	12,542	11,429	+10
EBT	9,334	9,596	-3
Net profit after minorities	7,074	6,308	+12
EPS (EUR)	0.41	0.36	+14
Employees (March 31)	3,113	2,984	+4

DEVELOPMENT OF FINANCIAL KEY FIGURES FOR THE GROUP

IN EUR MILLION

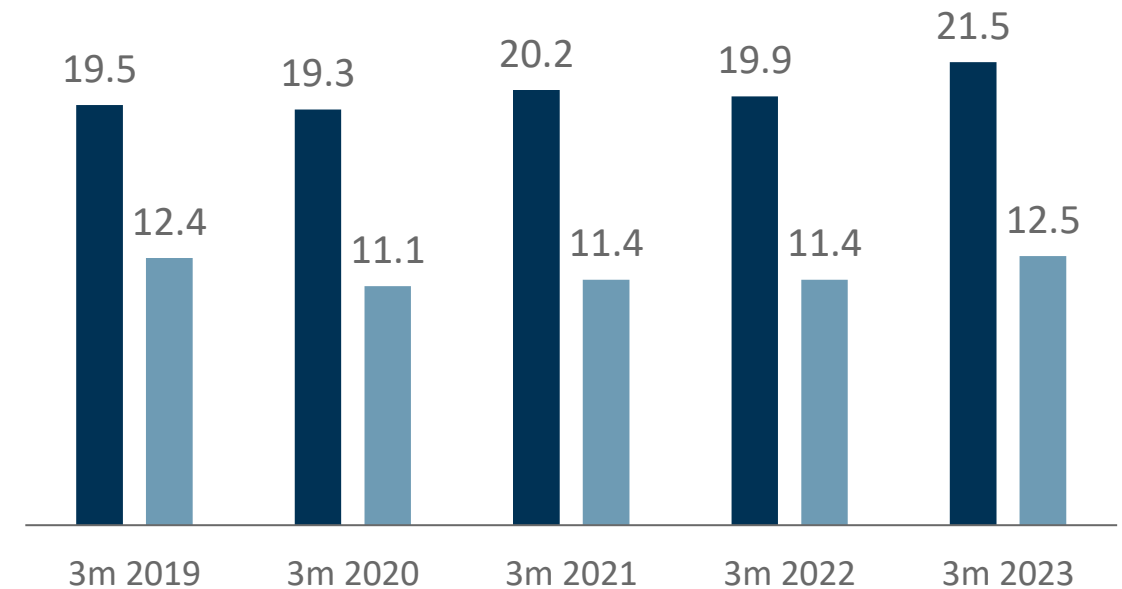


Total revenues



Profitability

■ EBITDA ■ EBIT



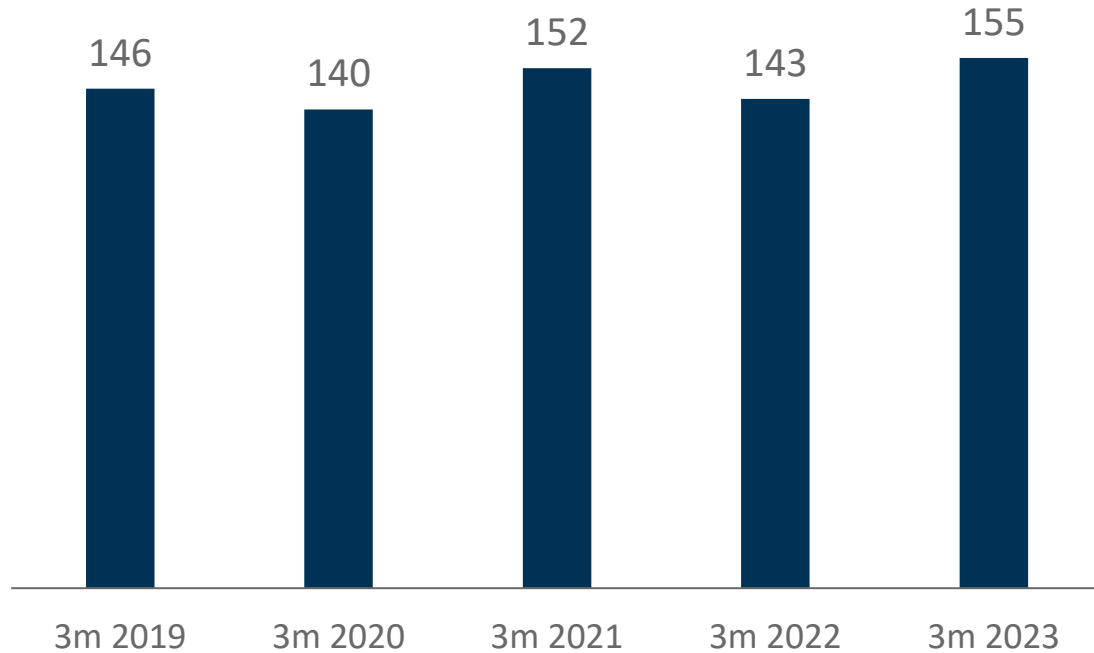
3m 2023
EBIT margin: 6.2 % (3m 2022: 6.3 %)

SPACE SYSTEMS

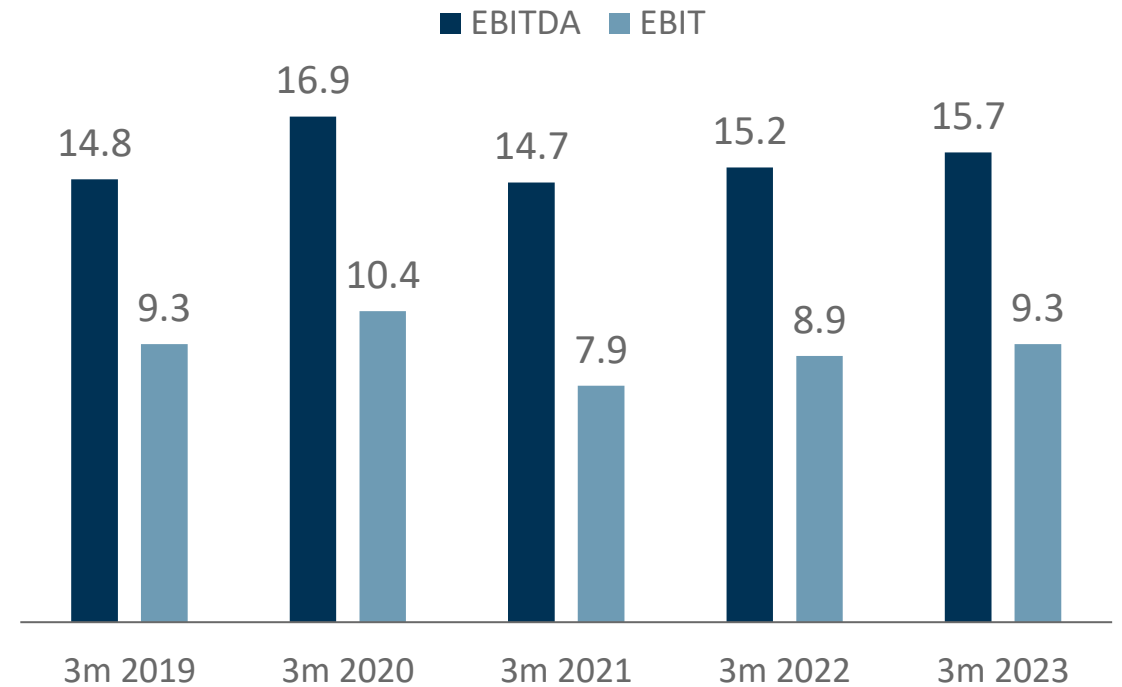
IN EUR MILLION



Total revenues

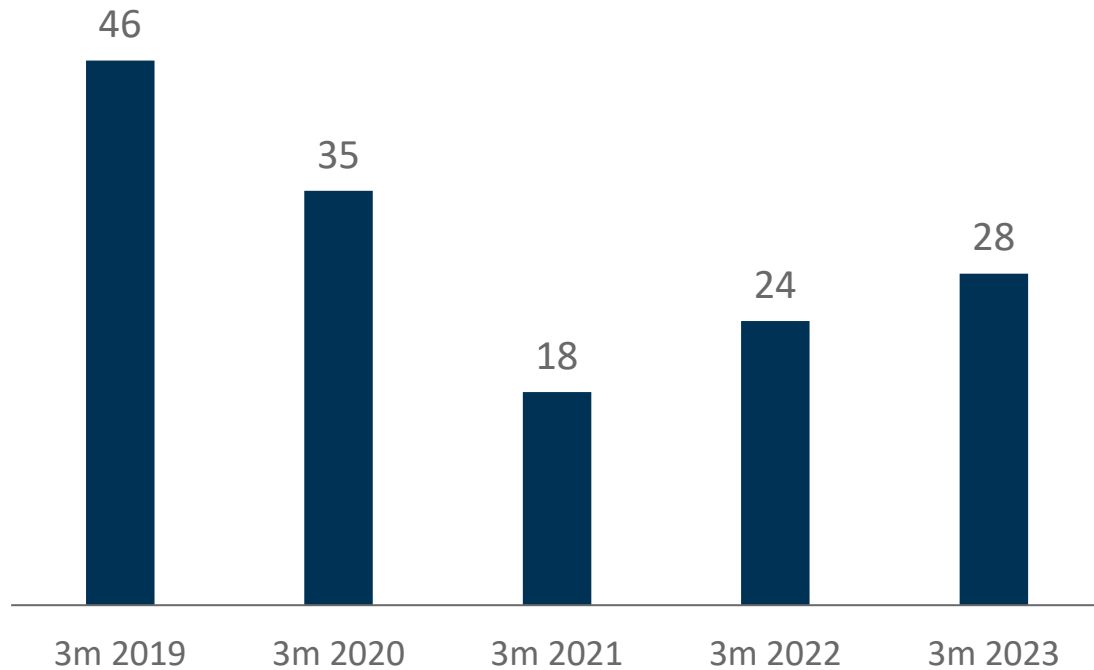


Profitability

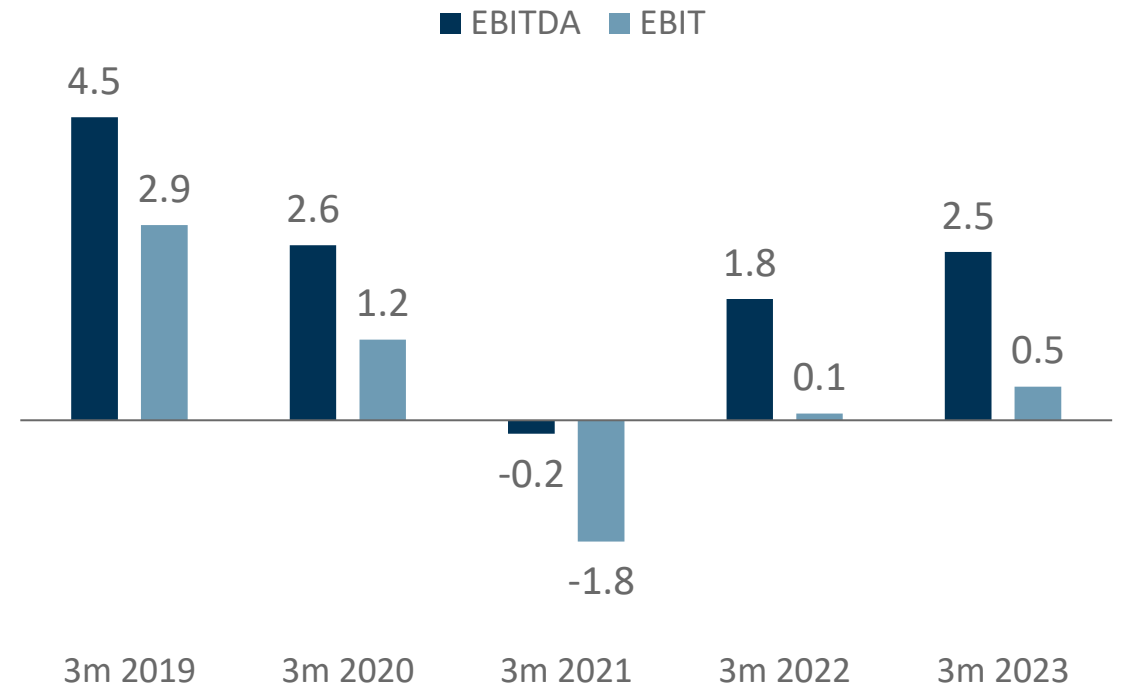


3m 2023
EBIT margin: 6.0 % (3m 2022: 6.2 %)

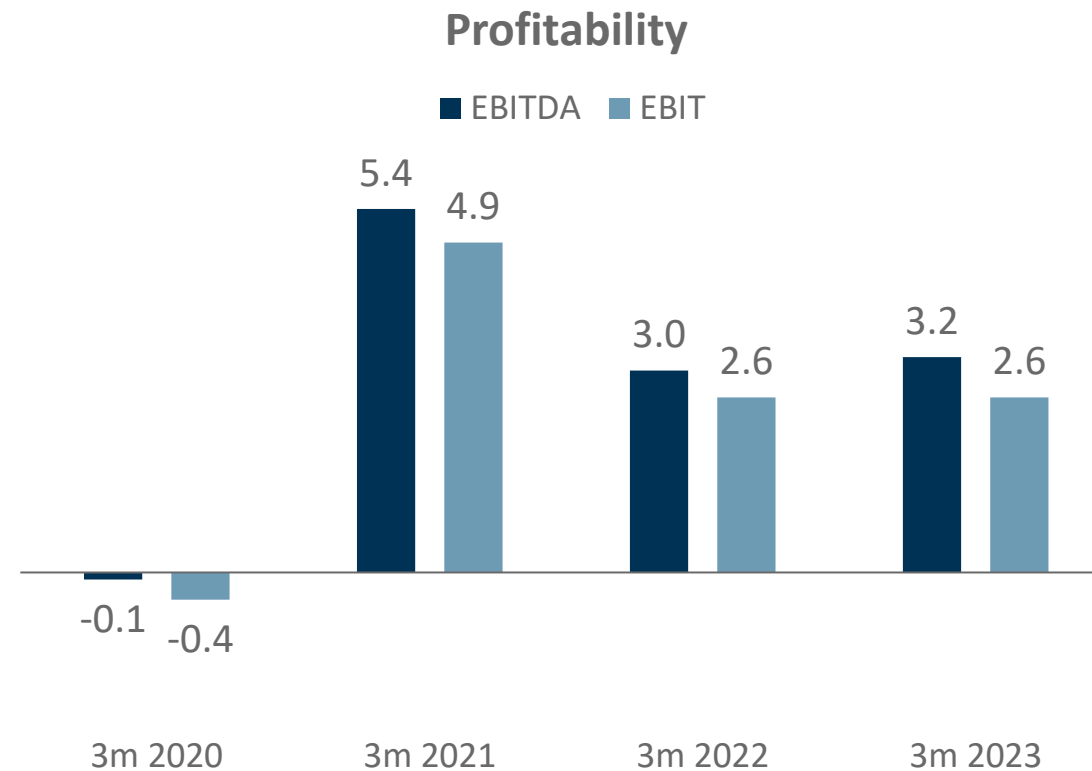
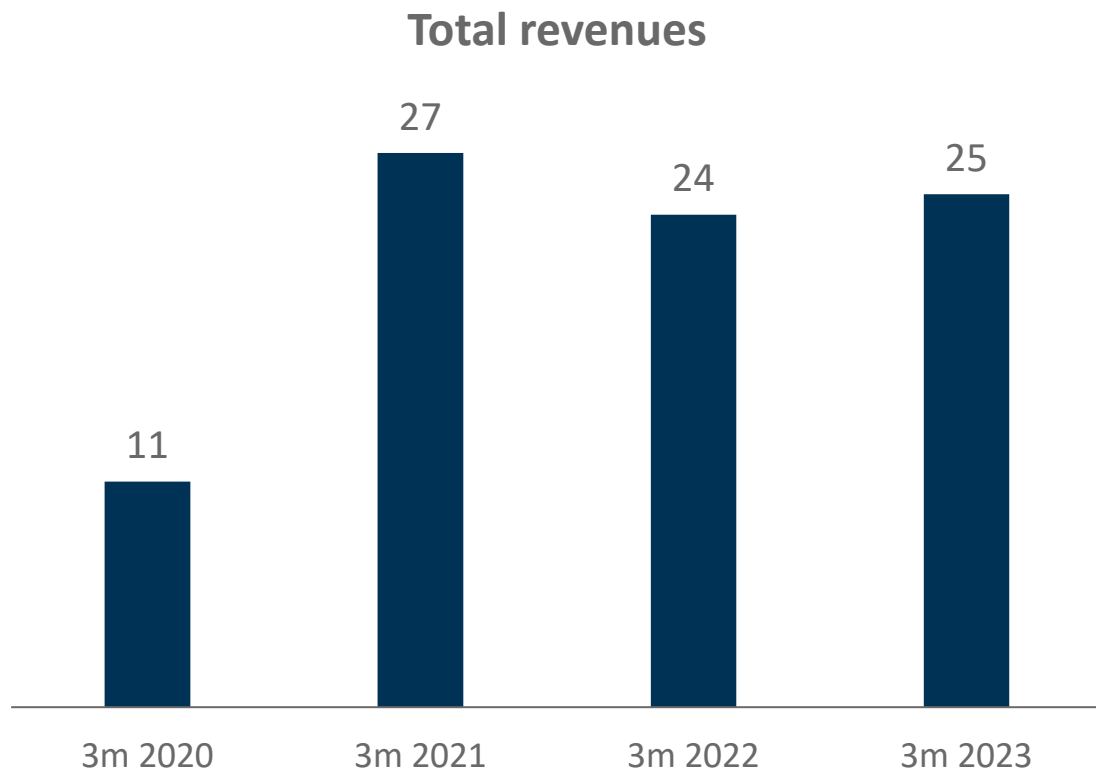
Total revenues



Profitability



3m 2023
EBIT margin: 1.9 % (3m 2022: 0.3 %)



3m 2023
EBIT margin: 10.1 % (3m 2022: 10.8 %)

FINANCIAL GUIDANCE & OUTLOOK 2023-2026

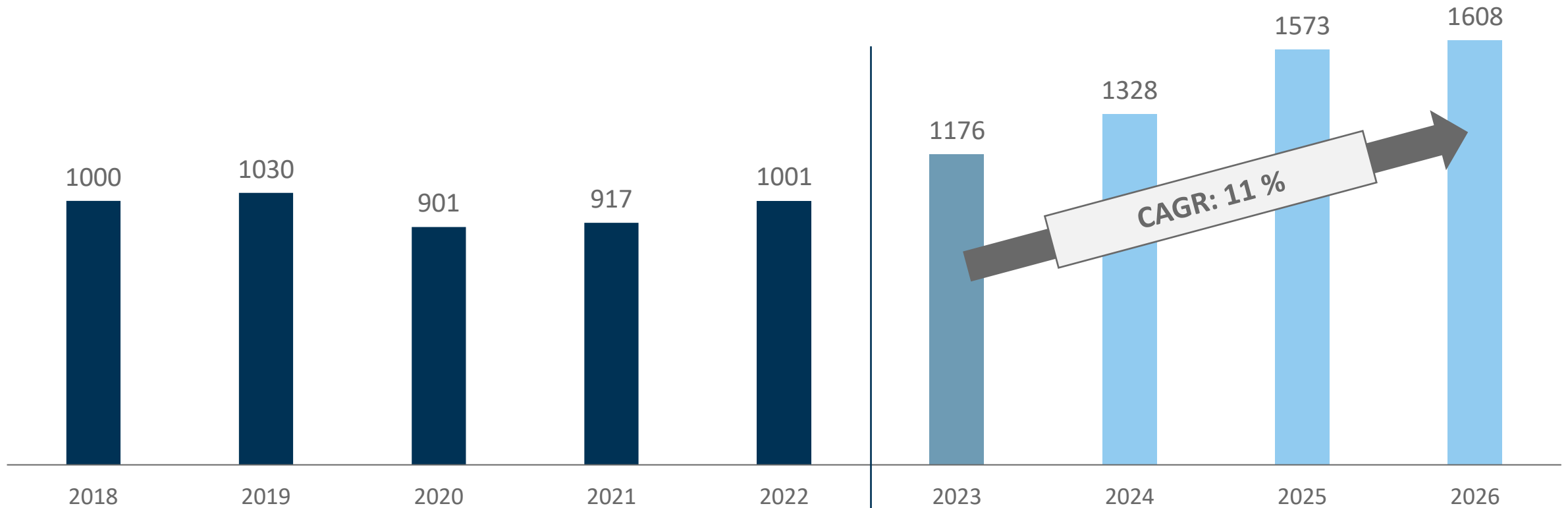
IN EUR MILLION



Actual

Guidance + Outlook

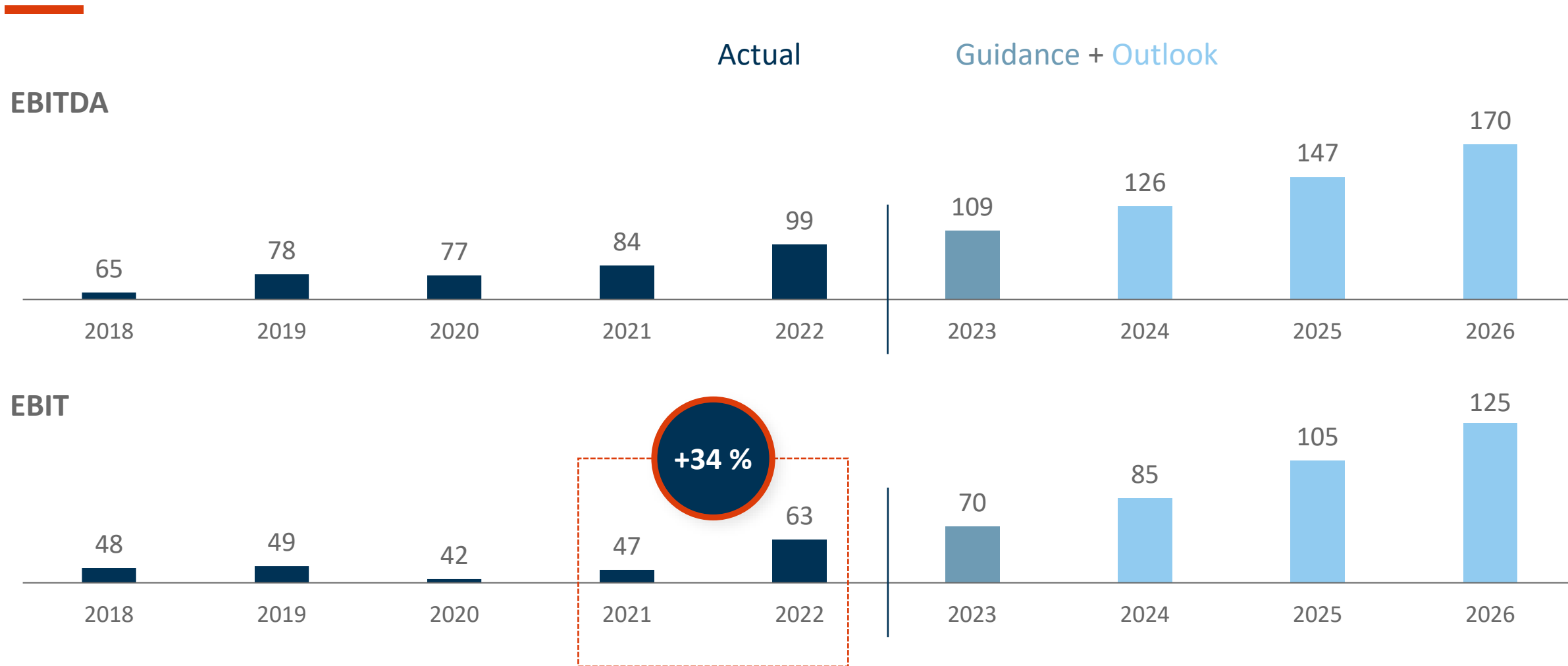
Total revenues



Guidance 2023 (released in January 2023) confirmed by the Management Board on this occasion.

FINANCIAL GUIDANCE & OUTLOOK 2023-2026

IN EUR MILLION



Guidance 2023 (released in January 2023) confirmed by the Management Board on this occasion.

ASSETS

IN EUR 000



	March 31, 2023	December 31, 2022	Change in %
Non-current assets	379,819	358,840	+6
Property, plant and equipment	107,842	107,206	+1
Rights of use from leasing agreements	43,241	45,718	-5
Other intangible assets	122,781	124,371	-1
Others	105,955	81,545	+30
Current assets	663,760	721,889	-8
Inventories	28,390	25,671	+11
Trade receivables	84,097	79,886	+5
Contract assets	473,860	428,592	+11
Cash and cash equivalents	40,837	106,110	-62
Others	36,576	81,630	-55
Total assets	1,043,579	1,080,729	-3

SHAREHOLDER'S EQUITY AND LIABILITIES

IN EUR 000



	March 31, 2023	December 31, 2022	Change in %
Equity	299,841	293,468	+2
Non-current liabilities and provisions	261,972	261,237	0
Provisions for pensions	71,429	71,616	0
Leasing liabilities	34,600	36,786	-6
Deferred tax liabilities	63,259	62,847	+1
Others	92,684	89,988	+3
Current liabilities	481,766	526,024	-8
Trade payables	95,068	100,296	-5
Contract liabilities	106,321	137,825	-23
Current financial liabilities	139,162	133,386	+4
Others	141,215	154,517	-9
Total liabilities	1,043,579	1,080,729	-3

FINANCIAL FIGURES

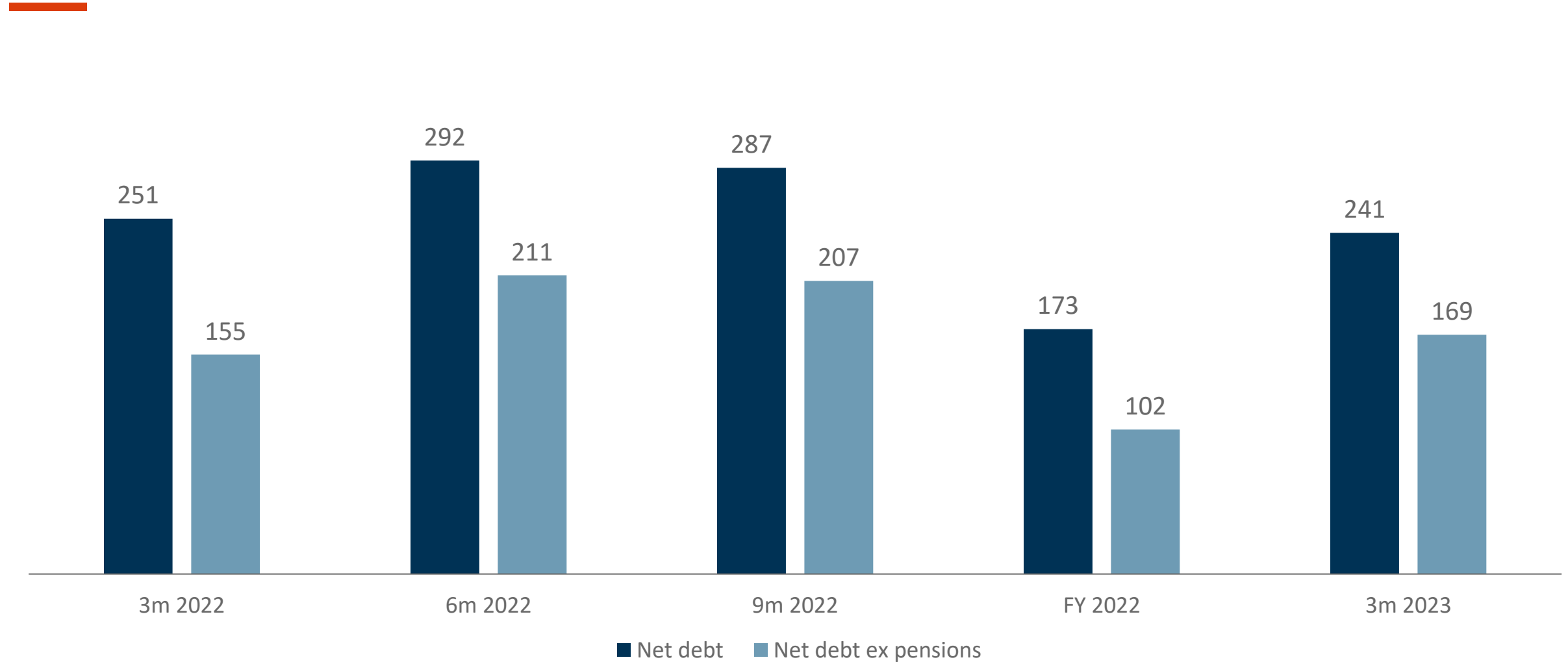
IN EUR MILLION



	3m 2023	FY 2022	9m 2022	6m 2022	3m 2022
Free cash flow	-62	-14	-129	-137	-89
Net debt	241	173	287	292	251
Net debt ex pensions	169	102	207	211	155
CapEx (incl. financial assets)	4	20	14	11	3
Own work capitalized (additions)	2	12	6	4	2
ROCE	8 %	12 %	10 %	10 %	9 %

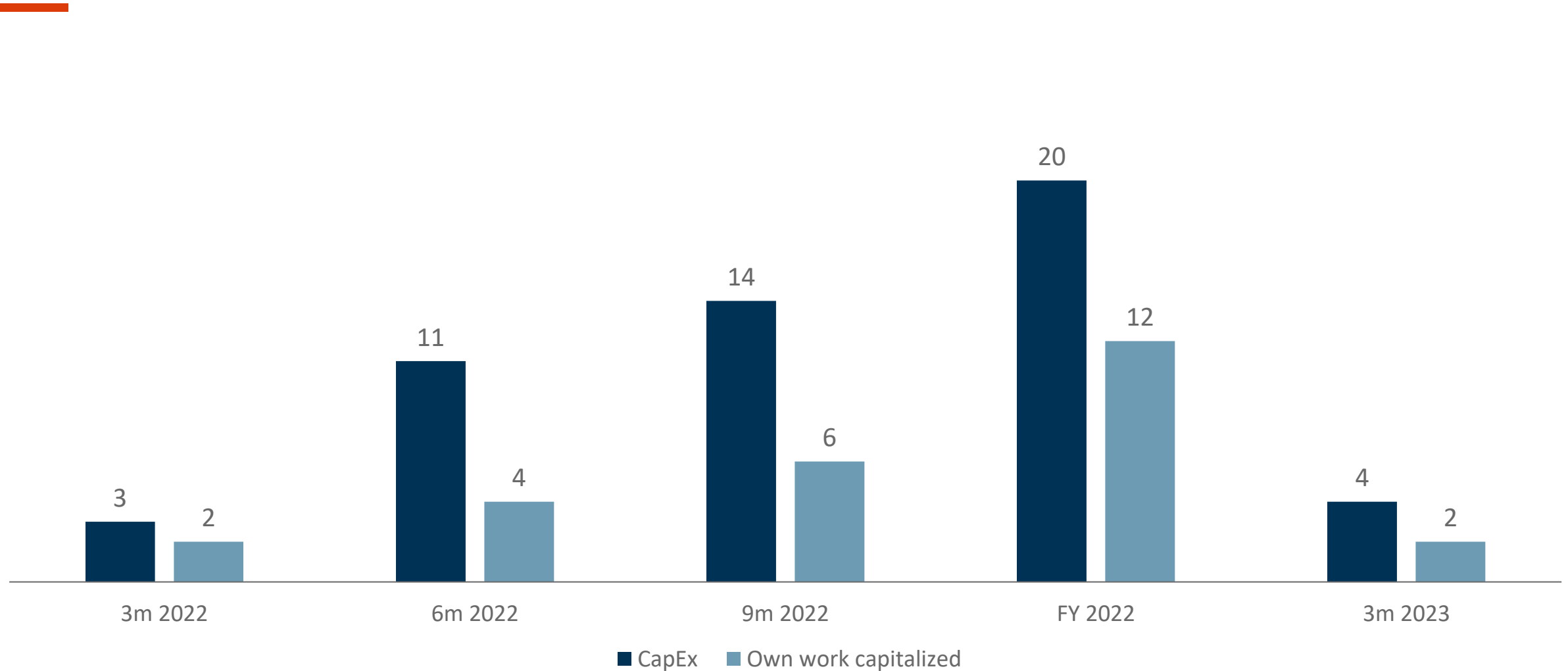
DEVELOPMENT OF NET DEBT

AS OF THE BALANCE SHEET DATE OF THE RESPECTIVE REPORTING PERIOD | IN EUR MILLION



DEVELOPMENT OF INVESTMENT SPENDING

AS OF THE BALANCE SHEET DATE OF THE RESPECTIVE REPORTING PERIOD | IN EUR MILLION

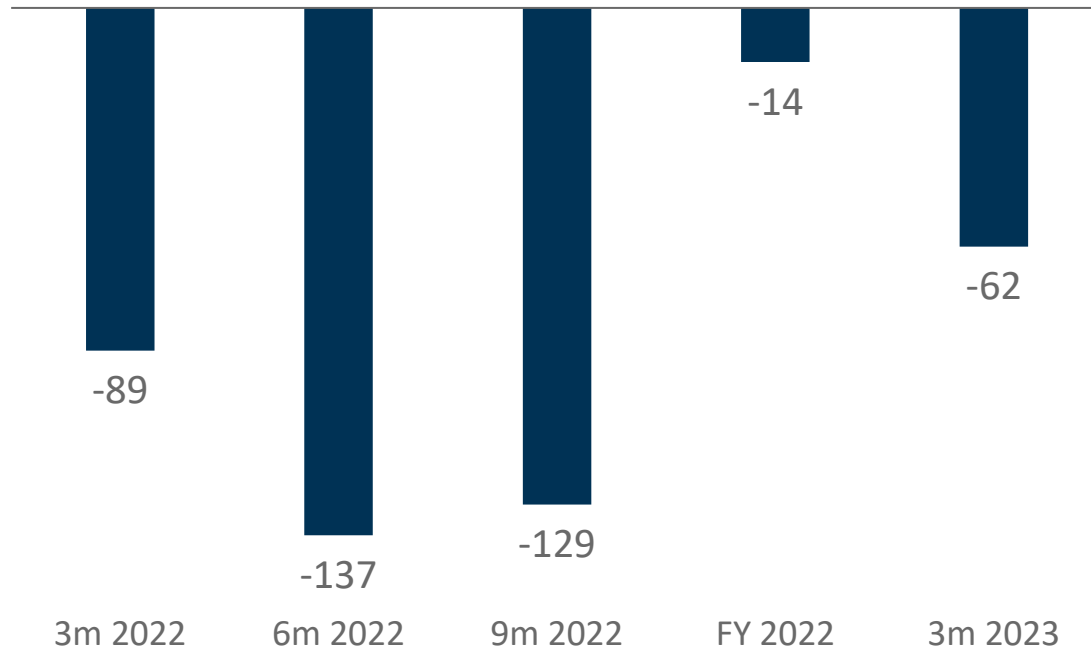


DEVELOPMENT OF FREE CASH FLOW AND ROCE

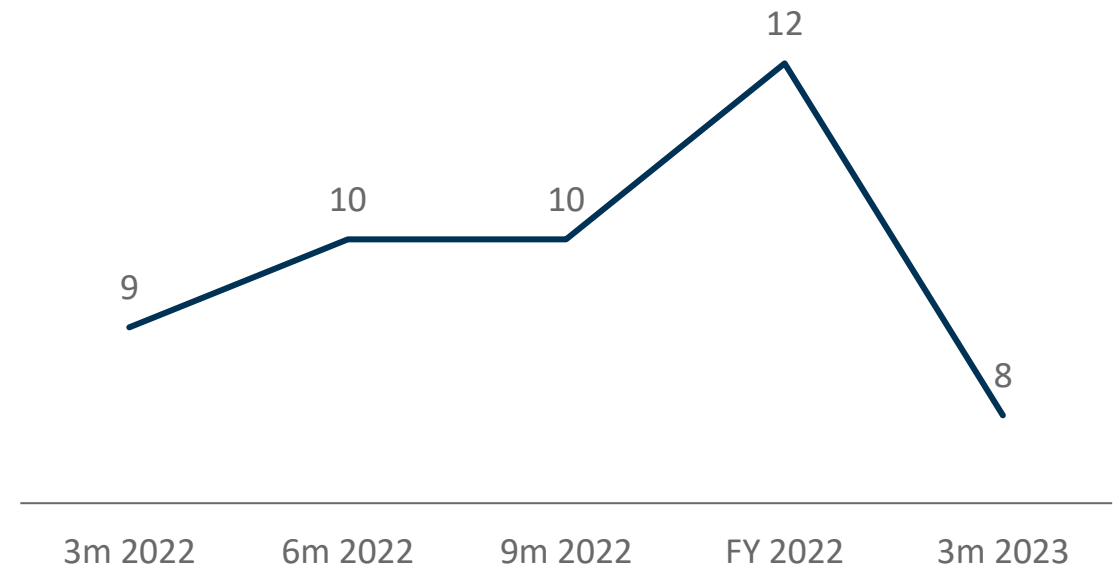
AS OF THE BALANCE SHEET DATE OF THE RESPECTIVE REPORTING PERIOD



Free cash flow in EUR million



ROCE in %



May 25, 2023	Annual General Meeting
May 30 – June 1, 2023	Stockpicker Summit, Hauck Aufhäuser, Calvià
June 8, 2023	ODDO BHF Nextcap Forum
August 10, 2023	6-Month report/Analyst conference
September 6, 2023	Commerzbank & ODDO BHF Corporate Conference, Frankfurt am Main
September 18 – 21, 2023	Baader Investment Conference, Munich
October 9 – 10, 2023	Quirin SME Conference, Paris
November 9, 2023	9-Month report/Analyst conference
November 27 – 29, 2023	Deutsches Eigenkapitalforum, Frankfurt am Main

A short, solid orange horizontal line.

Q&A

THANK YOU!

OHV SE

Manfred-Fuchs-Platz 2-4
28359 Bremen
Germany

Phone: +49 421 2020 7200

Email: ir@ohv.de

Web: www.ohv.de